









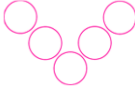
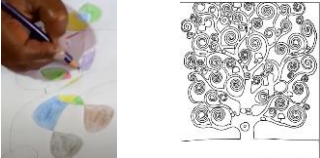


Home-Learning Challenge	English	Maths	Topic	Autumn Term 2
 <p>Bee Challenge</p>	<p>Design an advert for a new outfit (including shoes) to be worn in the fog and ice.</p> 	 <p>Choose at least five items from a shopping list. Add them up using column addition, and work out the change from £10. Can you work out which are the cheapest 5, and which are the most expensive?</p>	<p>Draw the French flag and research facts about France to record on the vertical stripes.</p> 	<p>Learning Log Show me what you know about where food comes from.</p> <p>Optional Learning Log to be handed in by:</p> <p>Friday 7th January 2022</p>
 <p>Brave-Bee Challenge</p>	<p>Write a fact file about The Northern Lights and paint/draw a picture to show the phenomenon.</p> 	<p>Design a peacock number fan of a times table of your choice from the list: 6,7,8,9,12</p> 	<p>Design at least three different models of boats using materials at home, such as foil. Using pennies, see which design can hold the most before sinking. Record your findings.</p> 	<p>Our Learning Log this half term is helping us to develop the below value:</p>  <p>Be ready to learn</p>
 <p>Super-Bee Challenge</p>	<p>Write your own newspaper article – use Bite Size hints and tips to help you: https://www.bbc.co.uk/bitesize/topics/z2yyzcdm/articles/z2gk9qt</p> <p>Watch 'What are the features of a newspaper?' and take the newspaper quiz. Think about watching Newsround. Choose one story and write a news report.</p>	 <p>Place each of the numbers 1 to 5 in the V shape above, so that the two arms of the V have the same total. How many different possibilities are there? What do you notice about all the solutions you find? What happens if you use the numbers from 2 to 6? From 12 to 16? From 37 to 41? From 103 to 107?</p>	<p>Spend time choosing and applying colour to a design – either to The Tree of Life by Gustav Klimt (Austrian Symbolist) or alternatively, you could take a pencil/line for a walk, colouring in the spaces as you have experienced in one of your Thrive activities in school.</p> 	<p>Advice: “Bee”organised and create a home-learning timetable for yourself.</p> <p>Home-Learning to be handed in by:</p> <p>Friday 10th December 2021</p>